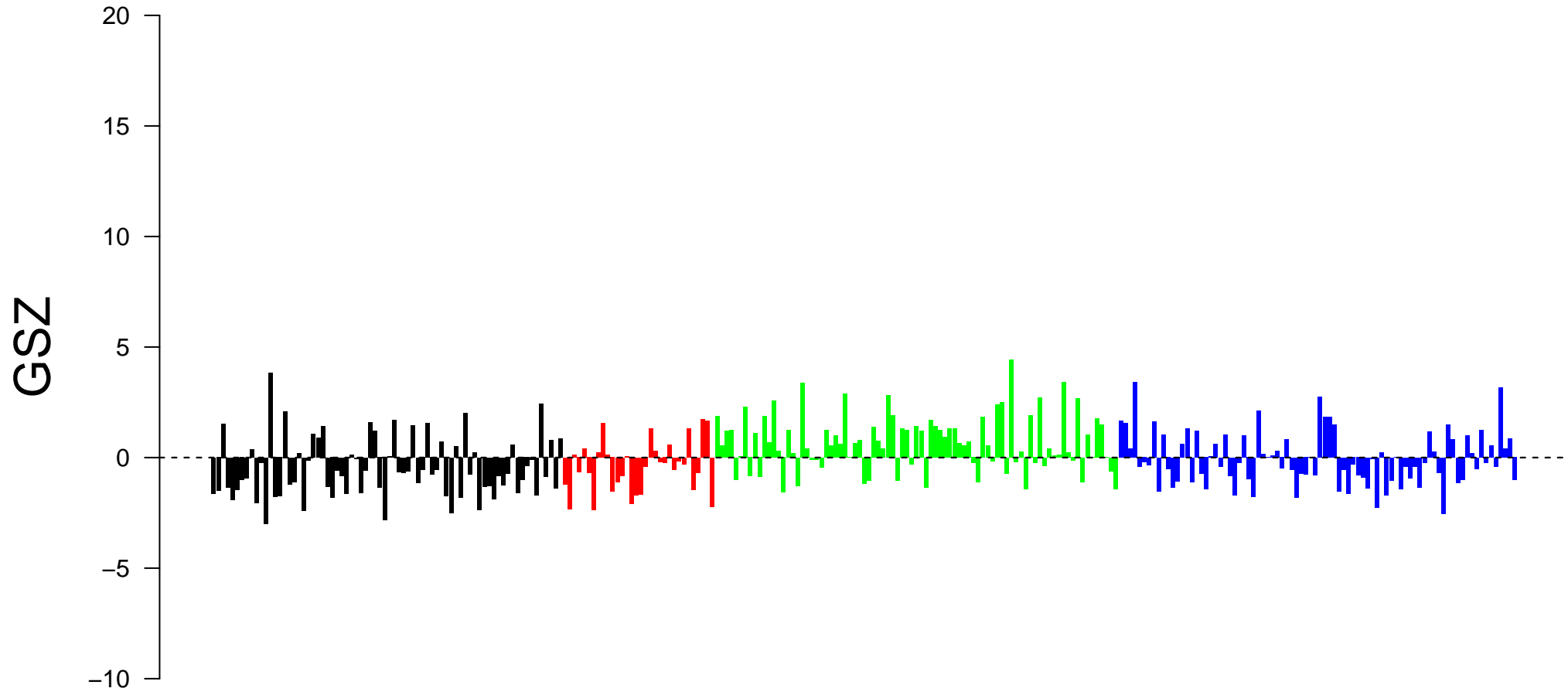
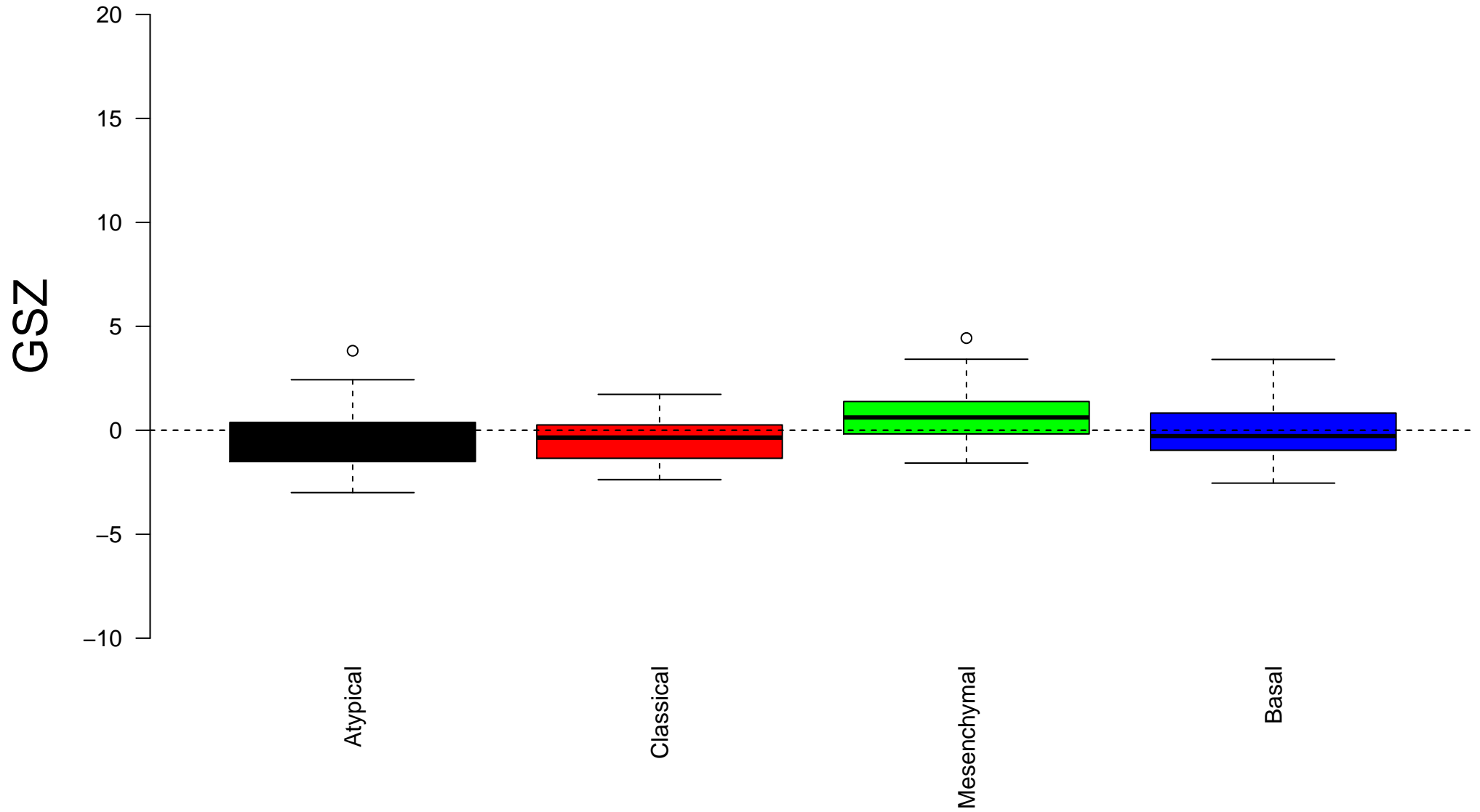


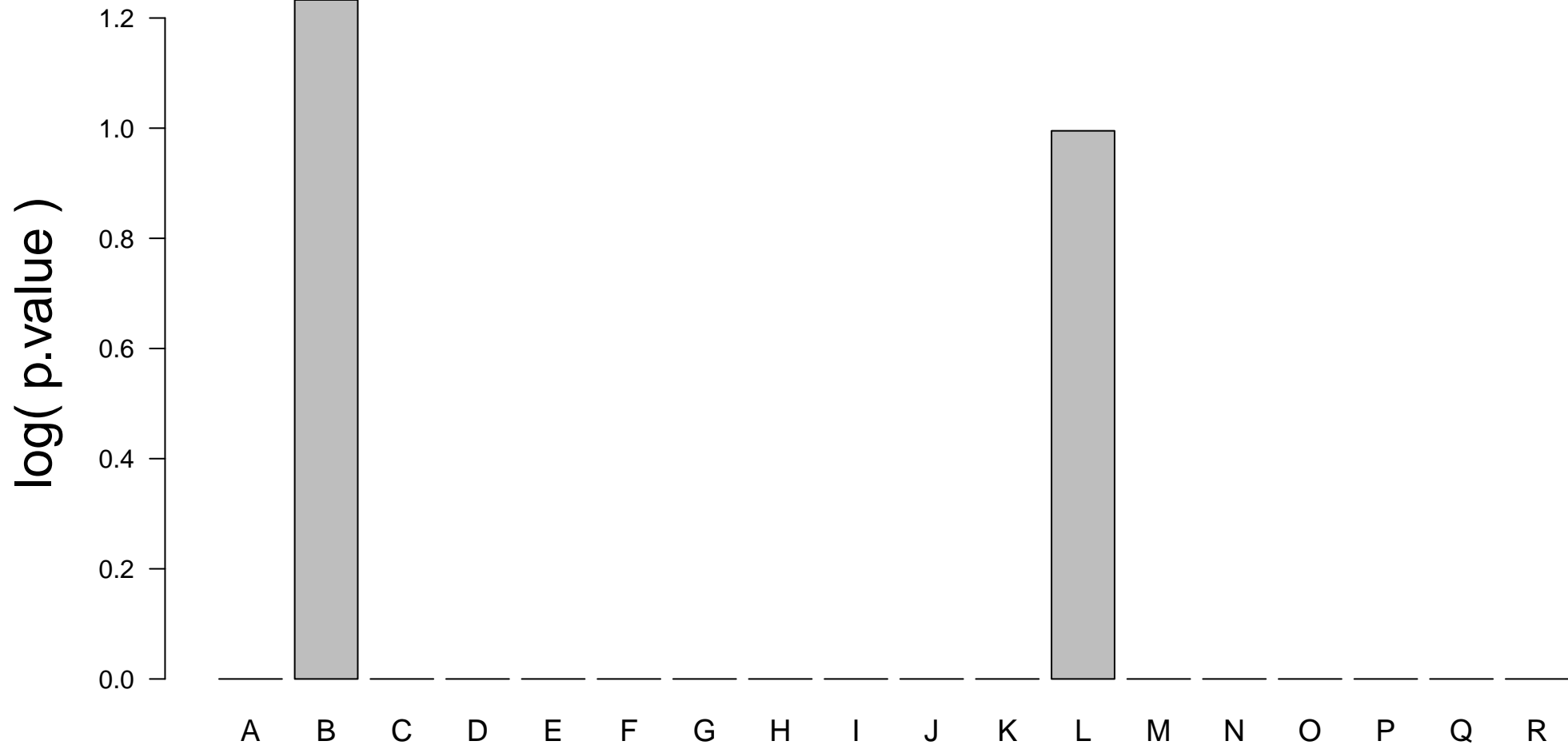
STAEGE_EWING_FAMILY_TUMOR



STAEGE_EWING_FAMILY_TUMOR



Enrichment in spots: STAEGE_EWING_FAMILY_TUMOR



Expression of STAEGE_EWING_FAMILY_TUMOR in Spot A

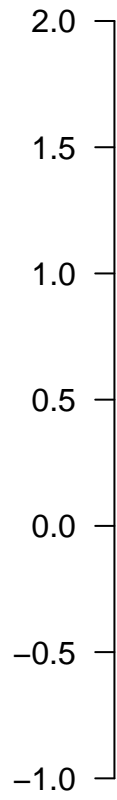
Δe

2.0
1.5
1.0
0.5
0.0
-0.5
-1.0



Expression of STAEGE_EWING_FAMILY_TUMOR in Spot B

Δe



Expression of STAEGE_EWING_FAMILY_TUMOR in Spot C

Δe

2.0
1.5
1.0
0.5
0.0
-0.5
-1.0



Expression of STAEGE_EWING_FAMILY_TUMOR in Spot D

Δe

2.0
1.5
1.0
0.5
0.0
-0.5
-1.0



Expression of STAEGE_EWING_FAMILY_TUMOR in Spot E

Δe

2.0
1.5
1.0
0.5
0.0
-0.5
-1.0




Expression of STAEGE_EWING_FAMILY_TUMOR in Spot F

Δe

2.0
1.5
1.0
0.5
0.0
-0.5
-1.0



Expression of STAEGE_EWING_FAMILY_TUMOR in Spot G



Expression of STAEGE_EWING_FAMILY_TUMOR in Spot H

Δe

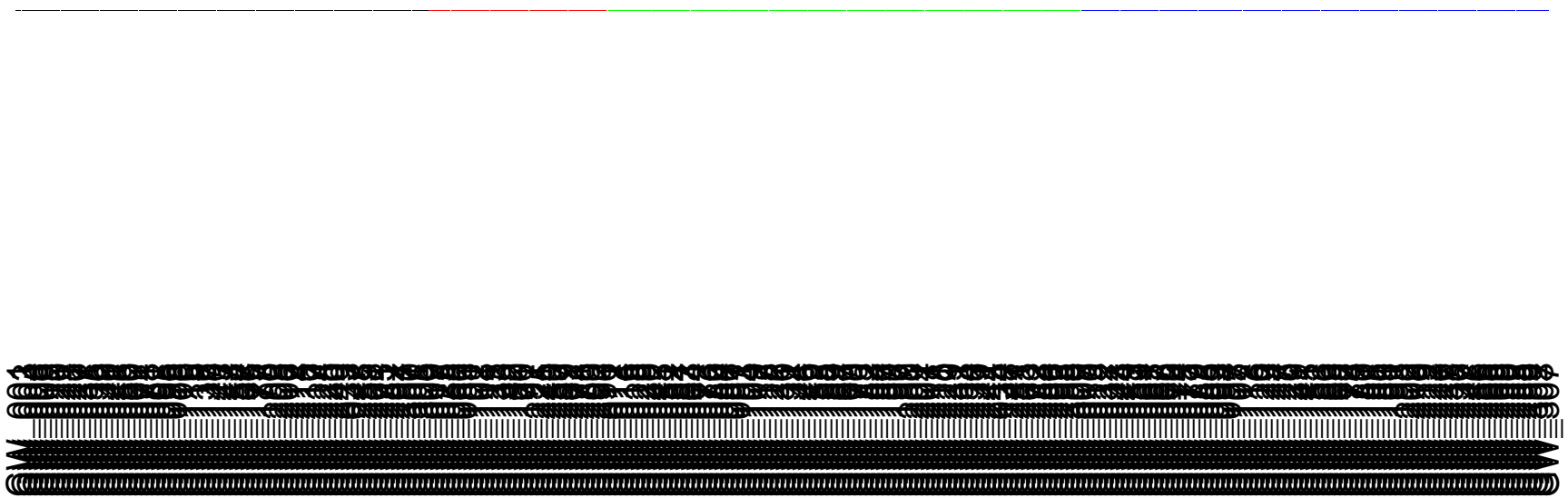
2.0
1.5
1.0
0.5
0.0
-0.5
-1.0




Expression of STAEGE_EWING_FAMILY_TUMOR in Spot I

Δe

2.0
1.5
1.0
0.5
0.0
-0.5
-1.0



Expression of STAEGE_EWING_FAMILY_TUMOR in Spot J



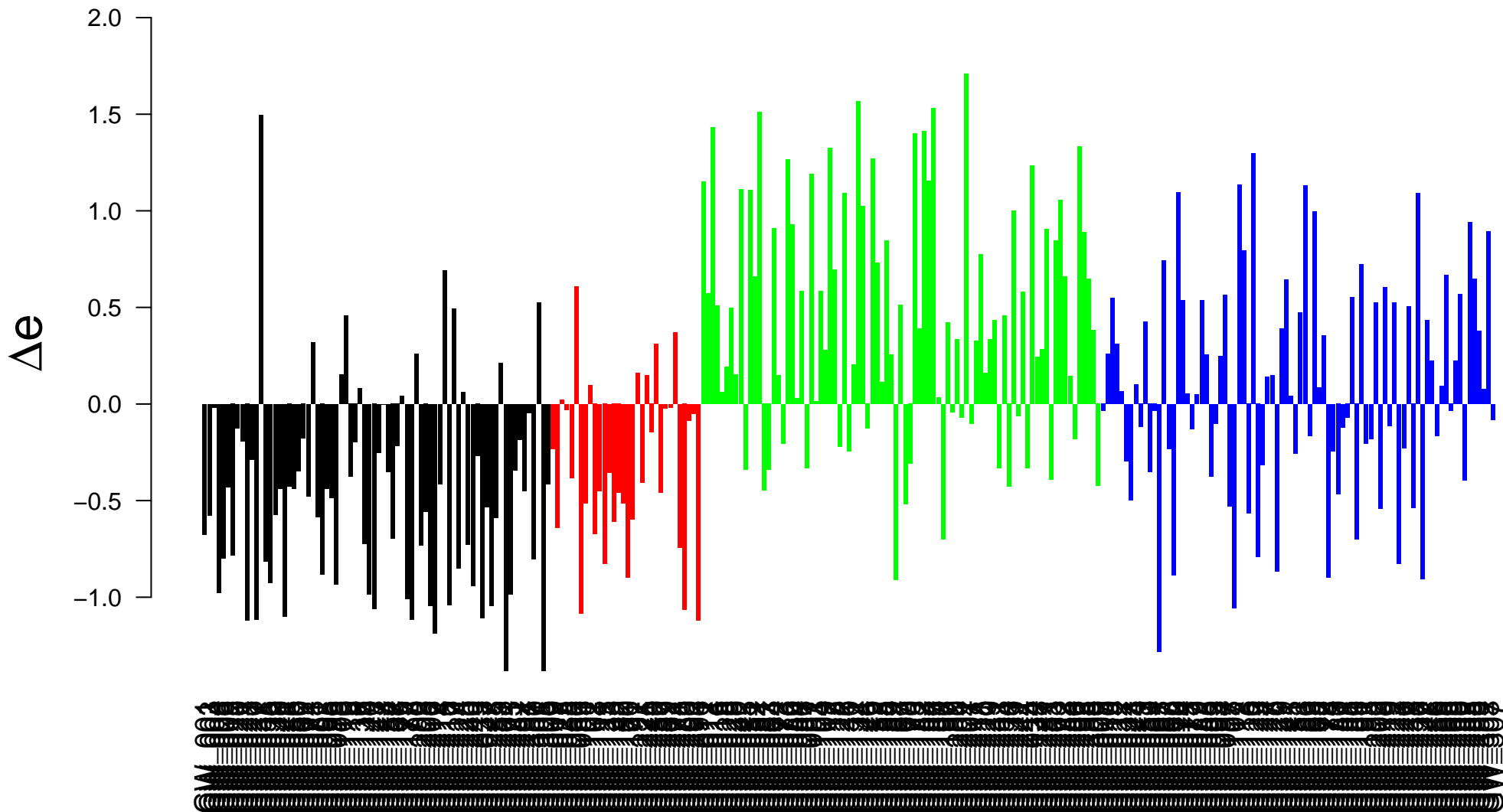
Expression of STAEGE_EWING_FAMILY_TUMOR in Spot K

Δe

2.0
1.5
1.0
0.5
0.0
-0.5
-1.0



Expression of STAEGE_EWING_FAMILY_TUMOR in Spot L



Expression of STAEGE_EWING_FAMILY_TUMOR in Spot M

Δe

2.0

1.5

1.0

0.5

0.0

-0.5

-1.0



Expression of STAEGE_EWING_FAMILY_TUMOR in Spot N

Δe

2.0
1.5
1.0
0.5
0.0
-0.5
-1.0



Expression of STAEGE_EWING_FAMILY_TUMOR in Spot O

Δe

2.0
1.5
1.0
0.5
0.0
-0.5
-1.0



Expression of STAEGE_EWING_FAMILY_TUMOR in Spot P

Δe

2.0
1.5
1.0
0.5
0.0
-0.5
-1.0



Expression of STAEGE_EWING_FAMILY_TUMOR in Spot Q

Δe

2.0
1.5
1.0
0.5
0.0
-0.5
-1.0



Expression of STAEGE_EWING_FAMILY_TUMOR in Spot R

Δe

2.0
1.5
1.0
0.5
0.0
-0.5
-1.0

